



Conjoint Annual Meeting
MEFS/STGO 2008

The 15th Annual Meeting of the Middle East Fertility Society

The 18th Annual meeting of the
“Tunisian Society of Gynaecology and Obstetrics ”

15- 18 October 2008
Le Royal Hammamet- Tunisia

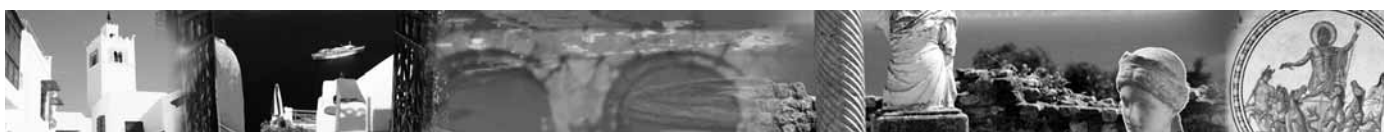
For updated information consult: www.mefs.org

For Registration & Accomodation : www.mefs2008tunisia.org

For any further information : **MICE Travel**

Tél. : +216 71 28 28 27 - Fax : +216 28 37 38

E-mail : mefs2008tunisia@planet.tn - Web : www.mefs2008tunisia.org

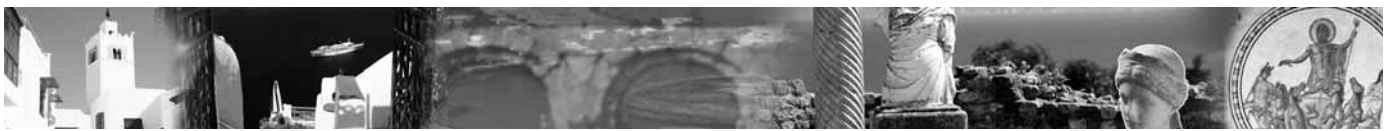


CONTENTS

WELCOME LETTER FROM THE MEFS PRESIDENT	6
WELCOME LETTER FROM STGO PRESIDENT	7
WELCOME LETTER FROM THE CONGRESS CHAIRMEN	8
COMMITTEES	10
GENERAL INFORMATION	12
About Tunisia	12
Venue	12
Language	12
Certificate of Attendance	13
Invitation Letter	13
Airline	13
Registration and Information	13
Liability	13
Changes	13
Secretariat	13
SOCIAL PROGRAM	14
INTERNATIONAL SPEAKERS	15
TOPICS	16
EBM COURSES	17
AWARD	18
CALL FOR ABSTRACTS	19
MEMBERSHIP IN MEFS	22
TOURS	23
REGISTRATION FORMS	26


Dates To Remember

Early Registration	<u>July 15, 2008</u>
Abstract submission deadline	<u>August 15, 2008</u>
Opening Ceremony	<u>October 15, 2008</u>
Scientific Program	<u>October 16-18, 2008</u>



WELCOME

Dear Colleagues



Welcome to the 15th annual meeting of the Middle East Fertility Society, which has witnessed rapid growth since its foundation in 1992 in Paris. Once again, we have proven our capacity to attract new scientific societies and doctors.

Today, we have another reason to celebrate our successes: we have expanded from our traditional, small nucleus of meeting venues to a larger radius in the region. Last year, MEFS was held in Antalya, Turkey; while this year, MEFS has chosen Tunisia as its venue, which was warmly welcomed by the Tunisian society of Ob & Gyn. Colleagues from Morocco, Algeria, Libya, and Mauritania have all enthusiastically joined efforts with our Tunisian colleagues.

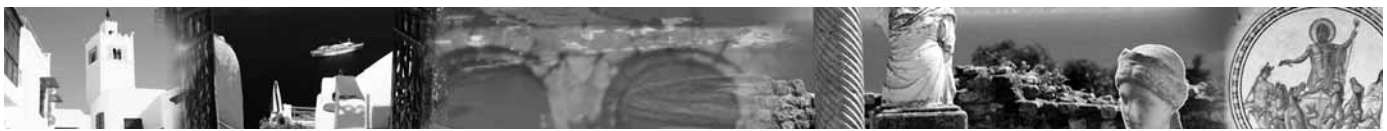
Over the years, MEFS has devoted its efforts to teaching, and research and has developed a fellowship program with a prestigious academic institution in North America ASRM. This year, we anticipate publishing this exciting information on our website. The tie to ESHRE is as strong as it is to ASRM. On the topic of research, MEFS continues to devote their efforts to fund the research in the field of human reproduction.

I am pleased to announce that this year we can clearly see the successful formation of special interest groups that will help push forward our efforts and raise awareness about fertility to the general public. More good news, the annual academic agenda is taking off productively with scientific meetings taking place in Libya, Syria and Sudan. In April and May, these meetings will take place in Kuwait and Jordan.

With all our accomplishments behind us, I look forward to an even more prosperous future. On behalf of the Middle East Fertility Society, I extend my heartfelt welcome to you all.

Yours faithfully,

Dr. Maher Sarraf
President of MEFS



W E L C O M E

Welcome letter from the stgo president



The annual meeting of the Tunisian Society of Gynaecology and Obstetrics (STGO) constitute for more than 15 years now a fundamental platform for continuing evidence based post-graduate education for the Tunisians gyn-obsts, in which the science of reproductive medicine has taken an important place in quantity and quality.

The year 2008 has been a very rich year for the STGO regarding scientific events related to reproductive medicine. The most important event is the joint organization of the 15th MEFS and the 18th STGO annual meeting which will be held in Hammamet on 14th to 18th October 2008.

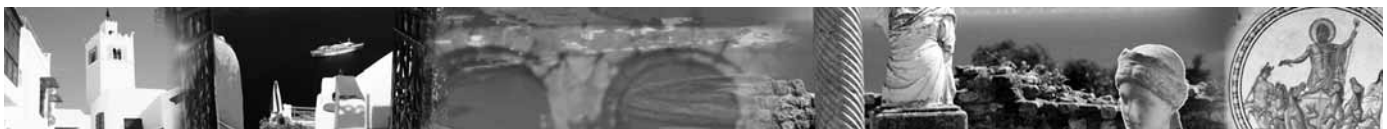
As president of STGO, and on behalf of the board and the members of STGO, I would like to thank the executive committee of MEFS, especially Dr Michel Abou Abdullah, for two things: first for choosing our lovely Tunisia and the nice city of Hammamet for this event and second, for associating the 15th annual meeting of MEFS with the 18th annual meeting of STGO. It is, I believe, the first time that MEFS has taken place outside Middle-east. This is an honour to all of us and we are really deeply touched by this choice.

Throughout the ages, Tunisia has been a hub of civilisations and cultures and this has a strong impact on the Tunisian person which can be described as friendly, welcoming, hard-working, ambitious and funny person. This is what you will discover during your stay in Hammamet.

We invite you to come in large numbers, not only for the conference but also for the sightseeing in the city of Hammamet and to discover the beauty of Tunisia and its people.

Yours faithfully,

Dr Issam Lebbi
President of STGO



W E L C O M E

Dear Colleagues



On behalf of the Middle East Fertility Society Executive board and the organizing committee, it is my honor to invite you to participate in the 15th annual meeting which will be held from October 15-18, 2008 at the Royal Hammamet in Tunisia.

MEFS, who gained highly solid reputation and excelled in its scientific activities, is attracting many academic groups outside the Middle East area; the enthusiasm shown by our colleagues in North Africa and specifically the Tunisian society of obstetricians and gynecologists, to organize their annual meeting in conjunction with our congress is a model whereby other societies in Africa and Asia will Follow.

The scientific committee will be planning an interesting selection of lectures covering current topics in the expanding field of reproductive science of medicine. The society's special interest groups will also prepare a series of sessions presenting updates for each of their special field of expertise. Furthermore, we invite you to submit presentations for the meeting, which will be selected for either the oral or poster communication sessions.

We can expect interesting discussions, new insights and an up-to-date presentation of scientific and clinical activity throughout the world.

Hopefully, you may also find time to visit Tunisia, An open-air museum.

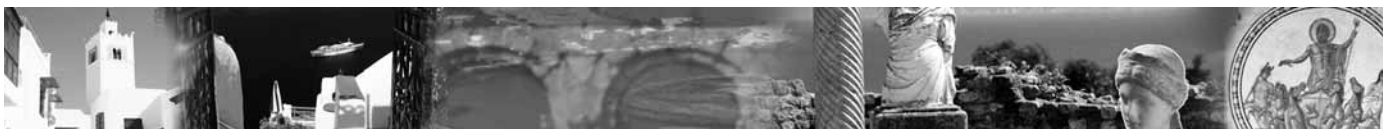
While Tunisia is proud to possess one of the largest archaeological museums in the world- The Bardo Museum and its thousand Roman mosaics- in reality the whole country is a museum where the past has left many traces. Its history is a long oscillation between Africa, the Orient and the West: Berber in origin, profoundly marked by the Phoenicians, converted into a prosperous and influential province of the Roman empire, an Arab emirate and then a kingdom of considerable influence, over the course of more recent centuries, Tunisia has received numerous influences originating from Turkey and nearby Europe.

Tunisia's wealth of history reveals itself with every step throughout the whole of the country, in the countless sites, remains, monuments still integrated into the life of the towns, and even in the traditions which very often reflects a distant past.

This hospitable land of colors and contrasts, spices and scents invites you to enjoy its natural beauty, ancient cities, lively festivals and warm friendliness of its people.

We will not only guarantee you an interesting scientific meeting, but also a very pleasant time!

Jean Marc Ayoubi
Congress Chairman



W E L C O M E

Chers confrères



Nous sommes très heureux de vous accueillir pour le 15ème congrès de la Middle East Fertility Society conjointement organisé avec le 18ème congrès national de la Société Tunisienne de Gynécologie Obstétrique

Le site du congrès a été choisi cette année à Hammamet bien que la Tunisie soit un pays francophone et ne faisant pas partie géographiquement du Moyen Orient. Mais les pays du Maghreb et ceux du Moyen Orient n'ont-ils pas connus des civilisations communes ?

La Tunisie pays riche en histoire a connu le passage de nombreuses civilisations: Phénicienne, Grecque, Romaine, Vandale, Byzantine, Arabe, Normande, Turque, Espagnole, Française ...

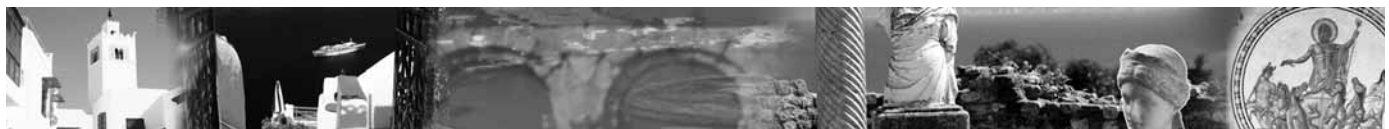
Hammamet est la première zone touristique en Tunisie avec ses innombrables hôtels, ses plages sans fin, sa merveilleuse médina et ses centres de thalassothérapie de renommée mondiale.

Le comité d'organisation vous a préparé un programme scientifique riche et varié ainsi qu'un programme social avec des excursions à Nabeul, Kairouan, Tunis et Sidi Bou Said

J'invite et encourage tous les membres de la MEFS et de la STGO, les accompagnants et les exposants à échanger leurs idées et informations en salle de conférence à l'ombre d'un jasmin ou à la plage.

Bon congrès

Dr Fethi Zhioua
Congress Chairman



COMMITTEES

MEFS Executive Committee (2007-2009)

President

Maher Sarraf (Jordan)

President-elect

Hisham Ayoub (KSA)

Past President

Ragaa Mansour (Egypt)

Secretary

Bassam El Helw (Egypt)

Treasurer

Mostafa Chaaban (Lebanon)

Members

Husnia Gargash(U.A.E.)

Ibrahim Fahmi (Egypt)

Jassim Al-Hijji (Kuwait)

Marwan Halabi (Syria)

Mohamed Said Elmahaishi (Libya)

Muein Feddah (Jordan)

Student Affair-CME program:

Said Mekkawi

Central Office

Executive Director

Michel Abou Abdallah

Medical Director

Kamal Jaroudi

Assist. Executive Director

Lina Darghouth Sinno

MEFS Journal

Mohamad Aboulghar, Editor

MEFS News Letter

Abeer Annab, Editor

STGO Bureau 2008

Président

Dr LEBBI Issam

Vice-présidents

Dr BEN ZINEB Nabil

Dr BETTAIEB Mohamed Anis

Dr MAHJOUR Sami

Dr ZHIOUA Fethi

Secrétaire Général

Dr BOUGUERRA Badreddine

Secrétaire Général Adjoint

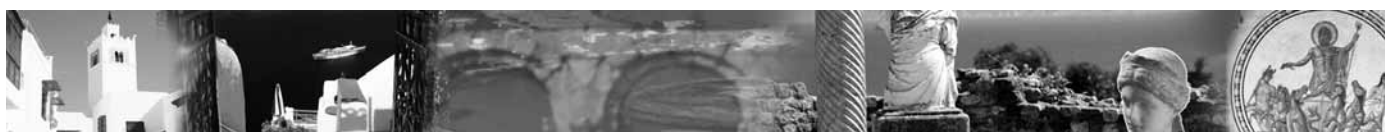
Dr NEJI Khaled

Trésorier

Dr CHANNOUFI Med Bedis

Trésorier Adjoint

Dr BOUGHIZANE Sassi



COMMITTEES

Congress Organization

Honorary Chairman

René Frydman (FRA)

Chairman

Jean Marc Ayoubi (FRA)
F. Zhioua (TUN)

Co. Chairman

I. Lebbi
K. Mahmoud
M. A.Chibani
M. Kharouf
N. Ben Zineb

General Secretary

M.B. Chanoufi

Assistant General Secretary

B. Bouguerra
K. Terras

International Advisory Committee

Roger Abdel Massih (BRA)
Claudio Chilic (ARG)
Ricardo Azziz (USA)
David Adamson (USA)
Hans Evers (NL)
Robert Casper (CAN)
Dominique de Ziegler (FRA)
Renato Fanchin (FRA)
Karl Nygren (SWE)
Antonio Pellicer (SPA)
Basil Tarlatzis (GRE)
Marco Filicori(ITA)
D. Saunders (Australia)

Scientific Committee

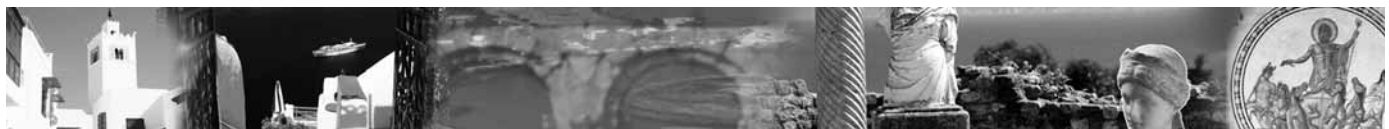
Badis Chanoufi
Jean Marc Ayoubi
Michel Abou Abdallah
Mounir Chibani Azaiez
Renato Fanchin

Local Committee

A. Shikri
C. Mouelhi
F. Bouzid
F. Meherzi
H. Chelli
H. Khairi
H. Reziga
K. Neji
L. Halouani
M.A. Ben Taieb
M. Abassi
M. Ajina
M. Bibi
M. Guerhazi
M. M.Souissi
M.Y. Makni
O. Marrakchi
R.Zouari
S. Bouguizane
S. Chamgui
S. Mahjoub
F. Zouari
S. Merieh

Al Maghreb Committee

A. Dolo (Mali)
E. Ouali (Algerie)
H. Maaouni (Morocco)
K. Hadjar (Algerie)
M. AbdelKader (Mauritania)
M. Mahaishi (Libya)
M. Traore (Mali)
R. Najjar (Mauritania)
S. Lazrak (Morocco)



GENERAL INFORMATION

About Tunisia

Located in the Eastern part, of the Maghreb, between the two basins of the Mediterranean, Tunisia opens largely on the sea it remains nevertheless the least desert of its immediate neighbours: Libya and Algeria.

The beauty of the beaches of Tunisia and its historical treasures attract million tourists of the whole world. More than Six million tourists each year counts more than 700 hotels.

Seven international airports and eight ports connect Tunisia to the rest of the world.

Tunis, the capital, is at 2 hours flight from Paris and London and at 45 minutes from Rome.

Daily flights connect Tunisia to the European, African countries and with the countries of the Middle-East and Eastern Europe.

The thermal baths of Antonin in Carthage, the Roman temple of Dougga, the punic necropolis of Utique, the Roman temple of Sbeitla, Roman villas of Bulla Regia, Colisée d' El Jem, will open their arms to welcome you in Tunisia.

Very close to Tunis, the museum of Bardo shelters the largest collection of Roman mosaics in the world.

Architectural art arabo-Moslem holds the attention of the visitors particularly.

Among the monuments, you can visit the Large Mosque of Kairouan, large city of the Moslem world, the Large Mosque of Ezzitouna as well as the old town of Tunis.

The great Tunisian south offers marvellous Saharan landscapes and many oases. In Matmata a formed strange landscape of craters is. George Lucas made there film "the Star Wars". Chott El Jerid is a large lake as vast as Kansas; one sees there mirages and one practises the sail there on sand.

Hammamet Yasmine

Situated at 63 km from the city of Tunis. Small village with ideal location overlooking the Mediterranean sea. With its Medina as a fortress surrounding the old city. Hammamet became the famous tourist destination in Tunisia with luxury hotels and villas Ideal surroundings orange, lemon and olive trees.

Venue

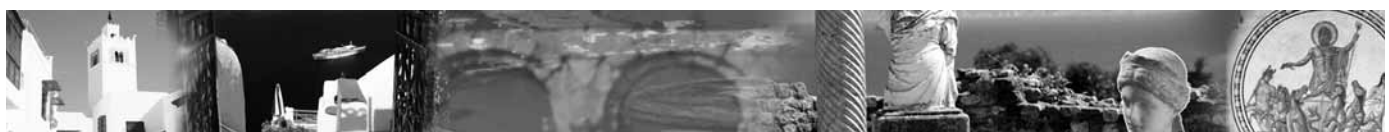
The meeting will be held at Le Royal Hotel Hammamet.

Language

The Conference Language is English. Immediate translation to French

Local Organizers :





GENERAL INFORMATION

Certificate of Attendance

Certificates of annual meeting attendance are available onsite at the registration desk

Invitation Letter

MEFS will be pleased to send a letter of invitation to any person requesting one. The letter of personal invitation is not a commitment from the part of MEFS to provide any financial support. You may request personal invitation letters from the MEFS Central Office.

email: invitation@mefs.org , or by fax 961-1-612400.

Airline

We are pleased to announce Tunis Air has been appointed as the official airline for the congress.

A discount has been arranged on your behalf.



Registration and Information

Registration desks will be open at the Conference Venue during October 15-18, 2008 between 08:30 - 18:00 .

Liability

In registering for the conference, participants agree that neither the Scientific Committee nor the Organizing Secretariat assumes any liability. Participants should therefore organize their own health and travel insurance.

Changes

The Scientific and Organizing Secretariats reserve the right to change the program for technical and/or scientific reasons.

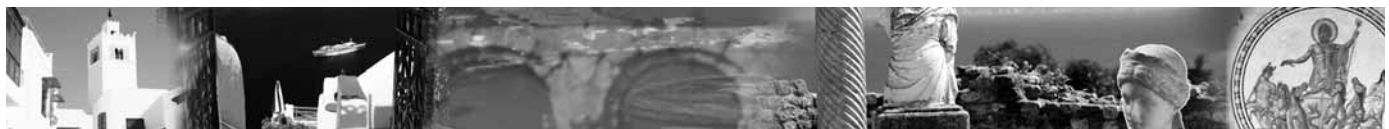
Secetariat :

Tunisie et Maghreb Arabe : MICE Travel

8 Rue Omar Mokhtar, 1082 Mutuelle ville - Tunis.

Tél. : +216 71 28 28 27 - Fax : +216 28 37 38

E-mail : mefs2008tunisia@planet.tn - Web : www.mefs2008tunisia.org



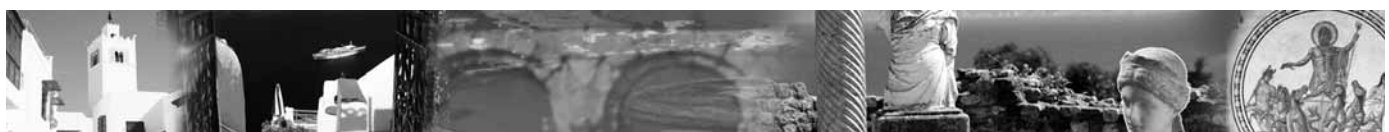
Social program

OPENING CEREMONY

All participants and accompanying persons are cordially invited to join us for the opening ceremony that will be held October 15 at 18:30 at the Royal hotel. It will be an entertaining introduction to the meeting. During this ceremony, two honorary members will be rewarded for their exceptional contribution to the field of Obstetrics-Gynecology and human reproduction. After this ceremony, we will officially open the industrial exhibit and invite our delegates to the welcome reception. Attendance at the opening ceremony and welcome reception are complimentary, but participation has to be indicated on the registration form.

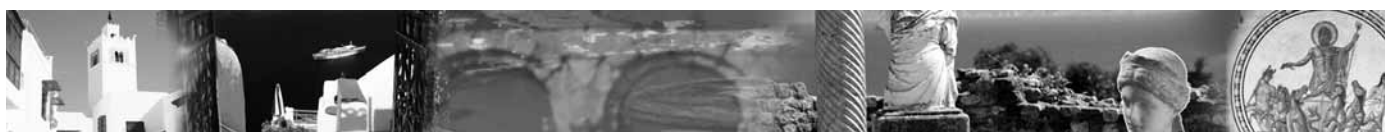
CLOSING CEREMONY

The closing ceremony will be held October 18 after the last session of the meeting. At the end of this ceremony we will say goodbye and make a new appointment for our meeting in the year 2009.



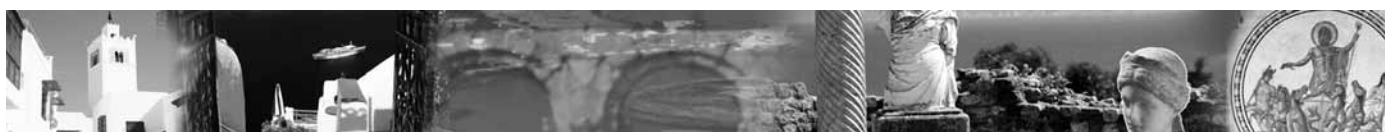
INTERNATIONAL SPEAKERS

A. Makrigiannakis	Greece
Andrea Boini	Italy
Anis Feki	Switzerland
Antonio Pellicer	Spain
Bart Fauser	Netherlands
Cihat Unlu	Turkey
David Mortimer	Canada
Dominique deZiegler	France
Erol Tavmergen	Turkey
Fulco Van Der Veen	Netherlands
Geeta Nargund	UK
Hans Evers	Netherlands
Ian cooke	UK
Ioannis E. Messinis	Greece
Jean Bernard Dubuisson	Switzerland
Jean Marc Ayoubi	France
Karl Illmense	Austria
Luca Gianaroli	Italy
Luciano Nardo	UK
Mats Brännström	Sweden
Moncef. Benkhalifa	France
Navid Esfandiari	Canada
Nelly Frydman	France
Nick Macklon	Netherlands
Pier Georgio Crosignani	Italy
Renato Fanchin	France
Rene Frydman	France
Robert Casper	Canada
Sarah Berga	USA
Suheil Muasher	USA
Taoufik Bekri	Switzerland
Timur Gurgan	Turkey
Togas Tulandi	Canada
Patrice Mathevet	France
Fabrice Lecuru	France
Jacques Milliez	France



TOPICS

- * Mild approaches in IVF; challenges for the near future
- * How to define successful IVF
- * PCOS as a developmental disorder
- * Repeated Implantation failure in IVF. The new Evidence
- * Factors affecting, controlling Implantation of the embryo
- * Embryo Splitting with Applications in ART
- * Egg freezing, pros and cons/Seminal hyper-viscosity and ART outcome
- * Fertility and hypogonadism in the aging male,
- * The clinical significance of the androgen receptor polymorphism in the male.
- * Intrauterine devices and intrauterine systems
- * Prevention of multiple pregnancies
- * New developments in the treatment of endometriosis
- * The role of intramural myomas on IVF outcome
- * Endometriosis and IVF: Ovarian response and infertility
- * Cancer and fecundity:
- * Emergency IVF: for whom, when, how?
- * How to manage poor responders?
- * Choices of stimulation for poor responders
- * Infertile women with endometriosis: Surgery or IVF?
- * Shift work: The Dark Side of Light.
- * Breast Cancer Prevention in Postmenopausal Women on HT
- * How can we reliably predict ovarian reserve?
- * Fibroids and reproductive performance - strategies for better outcomes
- * Optimizing the embryonic environment: Laboratory strategies to improve ART outcome.
- * Quality and risk management in the IVF laboratory.
- * An update on uterus transplantation research: how far are we from a clinical introduction?
- * Cryopreservation of whole ovaries: methods and future perspective?
- * IVM, Embryo morphology;
- * Oocyte cryopreservation
- * Sperm DNA fragmentation and IVF results.
- * PGS, prediction models in reproductive medicine
- * Laparoscopic myomectomy :
- * Endometriosis : laparoscopic approach using a new laser and new technologies.
- * The role of diagnostic hysteroscopy in ART procedures
- * How to choose the right male gamete for ICSI
- * One-Step Fertility Assessment - The role of advanced ultrasound technology
- * Natural & Mild IVF - Patient-centred & Science-based Approach
- * Human embryonic stem cell line derivation from single blastomere of an arrested four cell stage embryo,
- * Ectopic pregnancy : advantages of postoperative methotrexate.
- * Superovulated cycles: How much LH?
- * Novel aspects in the ovarian control of the LH surge
- * Automatic measurement of ovarian follicles
- * How can deliver low cost IVF be delivered?



EBM COURSE

First EBM Foundation Course EBM Interest Group

Faculty: Qualified instructors from the Middle East and all over the world will share with you their experience in teaching EBM Foundation Course and Search Strategies.

Aim

The development of EBM Basic course is an essential step and a cornerstone for the implementation and distribution of Evidence Based Practice in the health care field in the Middle East and the World.

Duration of the course: A pre-congress, one complete day workshop consists of 2 sessions with a lunch break in between.

Number of Participants

As the Foundation Course is very intensive and for the benefit of all attendee, we have limited the number of participants to be 20 persons only.

Certificate

At the end of the course, all participants will have a certificate of completion of the EB Foundation Course conducted within the Middle East Fertility Society (MEFS) 2008.

Teaching Materials and References

A Scientific Committee will be formed and will be responsible for the selection of high standard teaching materials as well as updating them on regular basis. Currently we are pleased to function with cooperation with NGCEBM (National & Gulf Center for Evidence Based Medicine) lead by Dr. Haya Al Fozan. The educational materials will be ready for collection by the participants at the time of the course.

Registration Fee: The course fee is 125 €, which is a round 70% of the regular fee for such course. Attendees will pay the fee to cover the cost of this non-profit course. The course fees include educational materials and catering (Refreshments and meal).

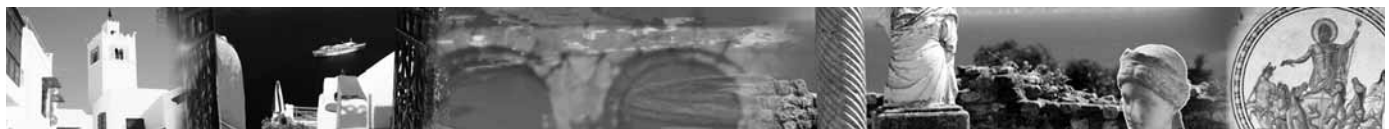
What are the advantages to attend the Foundation Course?

By the end of the EBM foundation course you will be able to:

- (1) Translate the uncertainty into an answerable question
- (2) Develop a strategy and perform efficient literature searches on a variety of available researches and databases
- (3) Apply the appraised evidence to practice
- (4) Evaluation of the performance

You will also

- (1) Appreciate the advantage of practicing EBM
- (2) Find the EBM curriculum to be a valuable educational experience.
- (1) Increase your use of evidence from clinical research to help to solve the problems you may encounter
- (2) Continue to practice and teach EBM throughout your clinical career.
- (1) Have the skill to update your knowledge, as it progresses, over the time span of your practical life.



A W A R D

The Dr. SAMIR ABBAS - MEFS RESEARCH AWARD

The Dr. SAMIR ABBAS - MEFS research award has been established with purpose of encouraging and supporting research studies in the Middle East.

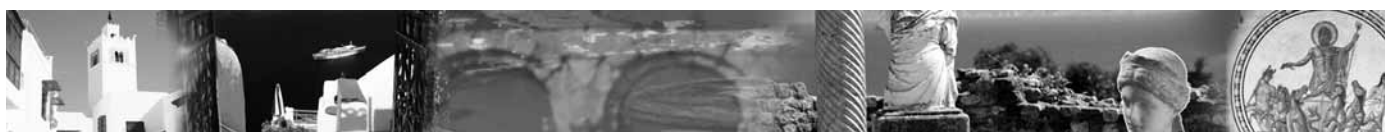
MEFS and Dr. Samir Abbas makes it as part of the incentive for the scientist in the Middle East to spare sometimes for studies and research in the field of human reproduction

One paper at MEFS 2008 will be selected and rewarded **to the best study/research in the field of human reproduction** with a prize of : 5000 USD

Three Foreign referees will asses and evaluate the papers/research

Winner will receive additional to the prize money a certificate and a shield bearing with both MEFS and Dr. SAMIR ABBAS Logo.

1. Age should be 40 or less on 1st of January 2008.
2. Work should be done in one of the Middle East or North African countries
3. The candidate should be the first author.
4. Work published before January 1st 2005, i.e. approximately 3 years on day of MEFS meeting.



CALL FOR ABSTRACTS

Abstract:

The MEFS invites you to participate in the scientific program through the submission of abstracts for consideration for presentation. Abstracts must be submitted through the electronic online abstract submitter www.mefs.org or via email: abstract@mefs.org

Authors are requested to follow instructions

Submission Deadline and General Policies

All abstracts must arrive no later than August 15, 2008

Abstracts should be submitted in English only.

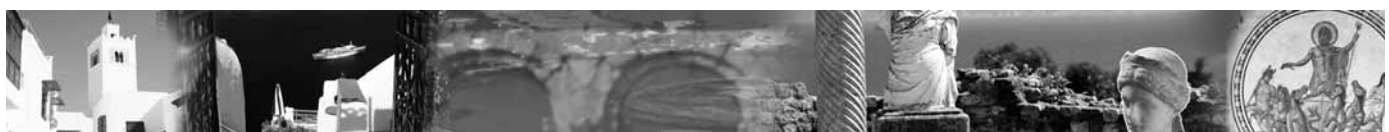
All abstracts will be refereed in the absence of the names and addresses of the authors. Authors are requested to indicate their preference for oral and/or poster presentation on the abstract submission form. Abstracts that are submitted for oral presentation, but that are not selected for oral communication can be referred to the poster sessions. The decisions of the selection committee are final. All accepted abstracts and the index of authors will be published in an abstract book, a monograph to the MEFS Journals.

All authors will be notified of the results after Sept.30 The scientific committee will contact all authors by e-mail. Please make sure to include a valid e-mail address.

Abstract Topics

Abstracts for the following topics will be accepted:

Adolescence, puberty
ART, basic research: ICSI, MESA, TESE
ART, clinical: follow-up children
ART, clinical, GnRH agonists/antagonists
ART, clinical: IUI
ART, clinical, outcome
ART, clinical: ovarian stimulation
ART, clinical: pregnancy
ART, clinical: procedures
ART, clinical: prognostic factors
ART, clinical: risks & complications
ART, clinical: single embryo transfer
ART, laboratory: cryopreservation embryos
ART, laboratory: cryopreservation gametes
ART, laboratory: cryopreservation gonads
ART, laboratory: embryo selection
ART, laboratory: ICSI, MESA, TESE
ART, laboratory: procedures
ART, stem cell research
Contraception
Early pregnancy: basic research
Early pregnancy: clinical aspects Embryology, experimental



CALL FOR ABSTRACTS

Embryology, human
Endocrinology: basic research
Endocrinology: clinical aspects
Endometriosis: basic research
Endometriosis: clinical aspects
Endometrium
Epidemiology, demography, terminology
Ethics & law
Female fertility: basic research
Female fertility: clinical aspects
Genetics: female
Genetics: male
Genetics: PGD
Genetics, PGS
Human sexuality
Implantation
Male fertility: basic research
Male fertility: clinical aspects
Menopause
Paramedicals
Psychology & Counseling
Reproductive surgery

Abstract Content and Format

Abstracts should be structured and include the following parts:

Introduction - should be informative and short, stating why the study was conducted;

Material & methods - indicating the locale, number and type of human subjects, non-human species or material being studied, the principal procedures, assays, tests or treatments performed;

Results - confirming or refuting the hypothesis, supported by statistics if appropriate;

Conclusions - stating the major new findings of the study and specifying what these findings add to what is known already.

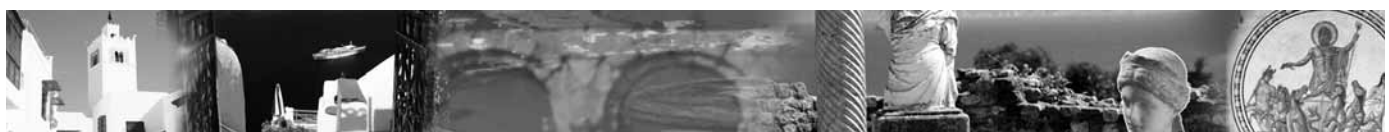
Abbreviations can be used after defining them first.

The use of graphs, tables and images is strongly discouraged.

Abstract title. Do not use capital letters and do not indent. The title should reflect the contents and should be no longer than 50 characters.

List the authors with family name first, followed by initials (i.e. Jones, A.; Sinno, J.; and Mrad, A.;) The name of the first authors is also the presenting author. Do not include professional titles or degrees.

The text must be a maximum of 450 words. The different parts of the abstract - introduction, material and methods, results, conclusions - are to be typed in bold.



CALL FOR ABSTRACTS

Submission Procedure

Abstracts must be submitted through the electronic online abstract submitter www.mefs.org or via email: abstract@mefs.org

Topic Choice

Authors are urged to carefully consider the list of topics, before indicating the single most appropriate topic for their abstract.

Keywords

Authors are requested to mention a minimum of two and a maximum of five keywords.

Abstract selection procedure

All abstracts irrespective of whether they are submitted for oral or poster presentation will be reviewed to assess the quality of the work presented. A large number of reviewers will be appointed to take part in this refereeing process. Reviewers are selected (each according to his/her field of expertise) to cover all fields. No reviewer will referee abstracts from his or her country of origin. Reviewing is undertaken according to a standard procedure of abstract selection. This means that a scoring system is used with scores from 1 (poor) to 5 (excellent) to determine the significance of the work, the originality of research, the study design, and the presentation. The referees will judge only blind abstracts; i.e. abstracts that have no names of authors or institutes mentioned. The abstracts are divided among the referees in such a way that each abstract is reviewed three times.

The scores given by the reviewers are all collected by the MEFS Central Office and consequently computer-weighted to ensure that possible discrepancies between the scores given by each of the referees are corrected.

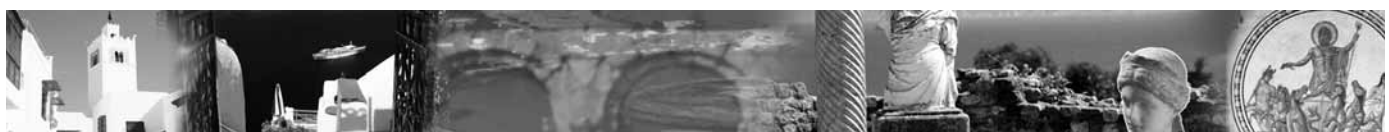
The program is then put together by the Program Committee. This Committee selects the best scoring abstracts - bearing in mind the form of presentation (oral or poster) indicated by the authors - for either oral or poster communication and designates them to the appropriate sessions. Abstracts that are not selected for either poster or oral presentation will be rejected.

Audiovisual Instructions

We would like to remind you that no physical slides (35mm slides, conventional slides) will be accepted as a way of presentation, only PowerPoint Presentations on a USB FLASH DRIVE or CD or on your personal notebook (Lap top).

No slide projector will be available at the Conference Halls so please make sure to prepare your presentation on a CD or on your personal notebook

Only computer presentations on MS PowerPoint will be accepted.



Membership

Membership in THE MIDDLE EAST FERTILITY SOCIETY



The Middle East fertility society welcomes
Your application for membership!

The MEFS is an organization devoted to Advancing knowledge and expertise in Reproductive medicine and biology. Established 1992, the society has since achieved national as well as international recognition as the foremost organization in all Asia promoting the study of Reproduction and reproductive disorders. The MEFS is an independent academic non-profit organization. Members must demonstrate the high ethical principals of the medical profession, show an interest in reproductive medicine and biology, and adhere to the objective of the society. The central office is located in Beirut, Lebanon.

Membership to the Society is open for all individuals active in the field of reproductive medicine and science, including medical doctors, scientists, students and support personnel such as nurses, laboratory technicians, counselors, psychologists, social workers etc.

Members of MEFS are distributed over all continents, although membership is primarily concentrated in Middle Eastern countries.

There are two membership categories:

1- Active membership

Active memberships include physicians, scientists holding Ph.D. degree in one of the biological sciences, or similar qualified individuals who have special interest in promoting the purpose of the society. They shall have the right to vote. Application of candidates for active membership shall be submitted to the secretary to the approval. The executive committee shall review the rejected applications for final decision on them.

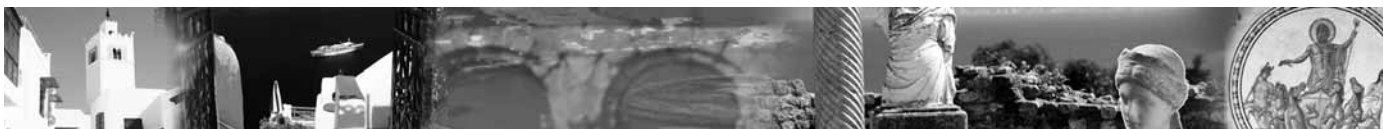
2- Associate membership

Students who are working towards a medical or scientific degree, and physicians who are serving residencies of fellowship programs, nurses and technicians, may apply for Associate membership. Membership in this status is automatically terminated one year after completion of training. Associate members applications shall be proceeded under the procedures outlined for active membership applicants. They shall not have the right to vote.

Benefits of Membership:

All individuals who have been accepted as member of the Society can benefit from the following:

- Membership certificate.
- Reduction in registration fees for all MEFS activities.
- Regular Information on all MEFS activities in form of brochures and leaflets.
- Benefits from all other international societies related to MEFS in partnership or sister ship society.
- Opportunities for active participation in scientific meetings such as:
 - ⇒ Give Oral, poster or video presentations.
 - ⇒ Lead seminars and workshop, symposia and roundtables
 - ⇒ Serve as faculty for postgraduate courses at annual meetings and throughout the year.
- MEFS journals
- Newsletter, a newsletter that informs MEFS members about events and meetings



TOURS

Excursion 1: "Nabeul" Half day excursion

Nabeul Excursion Program

- 09h00 am: Departure from the hotel
- 09h30 am - 11h00 am: visit of the potters of Nabeul and the sculptors of stone of Dar Chaabane.
- 11h00 am - 01h00 pm: Visit of the famous market to the camels of Nabeul, weekly appointment of the peasants of the region.
- 01h00 pm: Departure back to the hotel

Nabeul presentation

As well as ,being the capital of Cap Bon, Nabeul is a well-known tourist resort, popular not only for its beautiful fine sandy beaches and its garden hotels, but above all for its inestimable attraction as the leading town for Tunisian craftsmanship, in particular its pottery. In Nabeul, pottery is an activity which dates back to Roman times, and today it is produced in craftsmen's workshops which tourists can visit. Other crafts include embroidery, distillation of perfumes using ancient recipes (orange blossom, jasmine, geranium, etc.), esparto goods, wrought ironware and stone sculptures. A colourful market is held every week on a Friday.

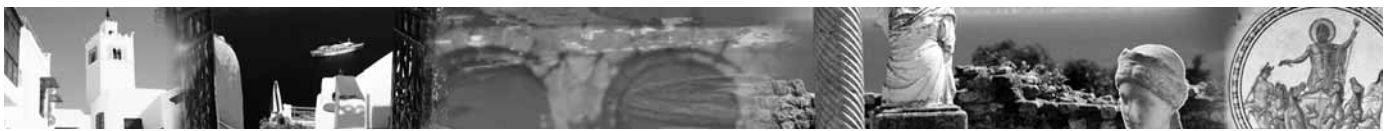
Excursion 2: "Kairouan" Half day excursion

Kairouan Excursion Program

- Visit of the zaouïa of Sidi Sahbi: it is the most venerable zaouïa of the former capital aghlabite view that it contains the rest of one of the most faithful mates of the Mohamed prophet named " Abou Balaoui"; besides, the decoration of wares quite remarkable will contribute to the charm of the discovery of this magnificent archaeological and religious site.
- Visit of the famous "Oqba Ibn Nafi" mosque: the oldest and most prestigious religious building of the Moslem west; this sublime monument will surprise its visitors notably by a mixture of size and sharpness grace in its double gallery formed of imposing ancient columns and its room of prayer gorgeously decorated of plates of wares and panels of marble sculpted.
- Visit of the typical Handicraft market.

Kairouan presentation

Situated in the center of TUNISIA, at the intersection of several routes, and yet only some 30 miles from Port El Kantaoui (the holiday resort of Sousse) is the holy city of Kairouan. It appears like a mirage aris-



TOURS

ing suddenly out of vast steppe-like plains. As the most important Muslim city of North Africa, its cultural and scholastic influence has extended to the fringes of Europe and Asia since the ninth century onwards. As fate would have it, ten centuries after the fall of Carthage, Rome's great rival, little Tunisia again significantly affected the course of history because it was from Kairouan that Tarak Ibn Ziad's conquest of Spain started. With its medina and its ramparts pains-takingly restored, its numerous mosques, Zaouias (mausoleums), other monuments and sites, Kairouan is a town of obvious historical and religious interest. However, it is also a craft center and the current inhabitants have shown themselves to be worthy inheritors of the rich legacy left by the city's founders, preserving traditions and style which are original and authentic.

One of the best examples of this is the well known Kairouan carpet which is famous all over the world. The Great Mosque of Kairouan was built in 670 by the famous conqueror, Okba ibn Nafaa who established there the capital of Arab-Muslim ifryqia and the holy city of Islam.

Excursion 3: Tunis & Carthage and Sidi Bou Said Excursion Program

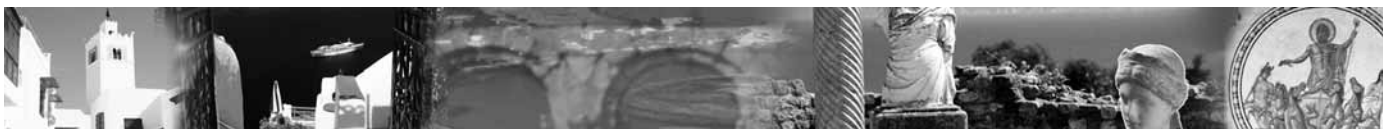
Tunis & Carthage and Sidi Bou Said Excursion Program

- Departure for the Medina of Tunis, this visit is the opportunity of a journey in the time that introduces you, step-by-step, and through a maze of shades and lights, to the historic heart of the city of Tunis.
- Lunch in a typical Tunisian restaurant.
- Second stage of this excursion, the museum of Bardo, one of the most majestic museums of the world.
- Continuation toward Carthage, legendary City, political and economic capital of the ancient world, classified today world heritage of the UNESCO.
- Last stage of this excursion, the village of Sidi Bou Said, probably one of the most beautiful Tunisian villages.

Tunis & Carthage and Sidi Bou Said presentation

Tunis - A vast urban area with 2 million inhabitants, a modern town with an authentic medina, Tunis or ancient Tunes took over from Carthage upon the arrival of the Arab conquerors, it then became the capital, and was at its peak in the 13th century under the reign of the Hafside.

However, Carthage still stands high on its hill, its ruins a reminder of its former glory. Alongside, the smart village of Sidi Bou Said is perched like a shining white crown on the other hill heralding the magnificent seaside resorts of La Marsa and Gammarth which boast luxury hotels and quality restaurants.



TOURS

Carthage:

Carthage is over three thousand years old and forms part of the heritage of the human race. The cultural and economic influence of Carthage on the ancient world has been handed down through the centuries, giving modern-day Tunisia its special values of tolerance, open-mindedness, and a readiness to adapt.

Sidi Bou Said:

The first protected site in the world, perched on the Cliffside which dominates Carthage and the Gulf of Tunis, is the medieval village of Sidi Bou Said, a little paradise, adorned in the colours of the Mediterranean.

Strolling through its cobbled alleyways, visitors discover the delightful mixture of houses with their white lime exteriors, moucharaby balconies, and blue shutters - that unique blue of Sidi Bou Said. The heavy, studded doors open into secret gardens carpeted with ceramics and encircled with bougainvilliers. In the palaces, such as the "Ennejma Ezzahra", a center for Arab and Mediterranean music, the tales of the thousand and one Arabian Nights are repeated for eternity in the gentleness of life and the jasmine perfumes of Sidi Bou Said.

Rates: Rates include for each Excursion:

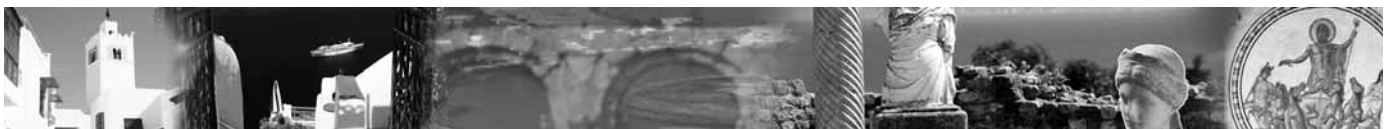
- Transfer in high quality bus
- English speaking Guide
- Entrance fee to the museum
- Soft drinks served in the bus
- Insurance
- Gov. Tax

Excursion 1: 30 Euros/person

Excursion 2: 40 Euros/person

Excursion 3: 70 Euros/person Lunch included





REGISTRATION FORMS

Use the enclosed forms to register for MEFS 2008

SPECIAL OFFER



JOIN MEFS and Save!
SIGN UP FOR MEMBERSHIP AND SAVE

Registration fees for members are substantially less than for non-members.

HOW to join and receive the meeting registration
Cost savings available to members:

1. Complete the MEFS membership application form on the following page.
2. On the registration form, register as an MEFS member.
3. Send the completed membership application form and dues payment with your meeting registration form and payment.



Conjoint Annual Meeting

M E F S
& STGO

2008

FORMULAIRE D'INSCRIPTION

Mme Mlle Mr Dr Pr

Nom : Prénom :

Adresse :

Code Postal : Ville : Pays :

Tél : Fax : Email :

A – FRAIS D'INSCRIPTION : 210 DT (120 €)

Donnant droit au Documents du Congrès, pauses café, et déjeuners des, 16, 17 et 18 Octobre 2008

C – MODALITES D'INSCRIPTION :

L'inscription au congrès pourra être effectuée au siège de MICE Travel à l'adresse ci-après ou sur le site web : **www.mefs2008tunisia.org**

M.I.C.E Travel :

8, rue Omar El Mokhtar, 1082 Mutuelle ville. Tunis – Tunisie

Tel : 71. 28.28.27 – Fax : 71.28.37.38 – Email : mice@planet.tn

B – MODALITES DE PAYEMENT :

Par virement bancaire à l'ordre de :

IRIS TOURS (MEFS 2008)

Banque: ATB Djerba Houmt Souk

RIB: 019000301148001772/63

IBAN: TN 59 019000301148001772/63

BIC: ATB KTNTT

Par cheque bancaire à l'ordre de : IRIS TOURS (MEFS 2008)